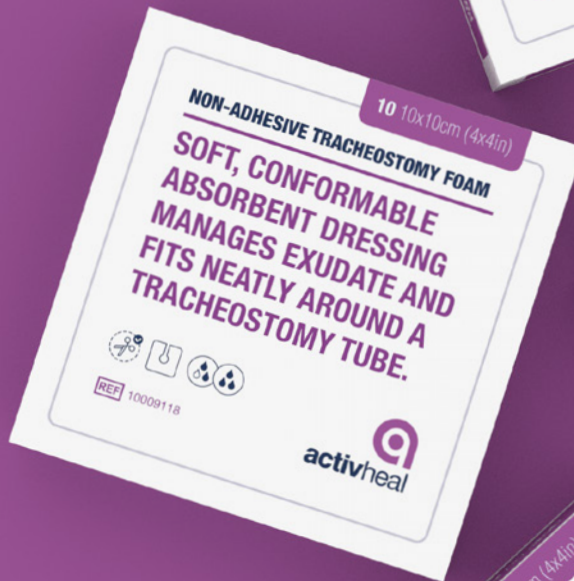




**activheal**

WOUND CARE  
BECAUSE YOU CARE



CONFORMABLE



PROTECTS THE PERIWOUND



EXCELLENT ABSORPTION

FOAM NON-ADHESIVE

WOUND CARE  
BECAUSE YOU CARE


## FEATURES

Excellent absorption of exudate // Promotes healing through a moist wound environment // Reduces the risk of maceration // Low friction backing // Low adherent wound contact layer // Soft and conformable // Ideal under compression //

# ACTIVHEAL® FOAM NON-ADHESIVE CREATES A MOIST WOUND HEALING ENVIRONMENT

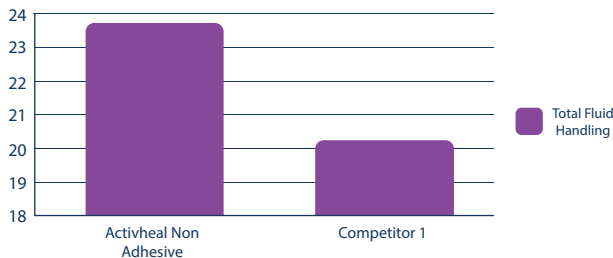
ActivHeal® Foam Non-Adhesive is a versatile dressing developed to offer protection and absorbency on moderate to heavily exuding wounds.

It's multi-layer construction offers a low friction backing, a soft highly absorbent foam and a perforated wound contact layer. This non-adhesive dressing is ideal when reducing trauma is a key part of the wound dressing regime. It has soft and flexible properties mean patients can wear it underneath clothing with comfort and confidence. The ActivHeal® Foam Non-Adhesive range offers a variety of shapes and sizes including; the ActivHeal® Foam Heel dressing, a multi-layer, soft pre-moulded dressing, specifically designed to apply easily to the heel and other bony anatomical areas. The ActivHeal® Foam Tracheostomy multi-layer dressing features a versatile fenestration, allowing it to fit neatly around a tracheostomy tube, intubation tube, cannula insertion, external bone fixators and appropriately sized wound drainage tubes.



## PERFORMANCE

### Total Fluid Handling (g/cm<sup>2</sup>)<sup>1</sup>



## SIZES AND CODES

SIZE (CM)	DRESSINGS PER CARTON	PRODUCT CODE
5x5	10	10009113
7.5x7.5	10	10009114
10x10	10	10009115
10x20	10	10011265
20x20	10	10009117
<b>FOAM HEEL</b>		
18x12	5	10010227
<b>FOAM TRACHEOSTOMY</b>		
10x10	10	10009118

## CASE STUDY

Patient A was admitted to the unit with a fresh, sizeable skin tear to her left shin. The skin on her right leg was in danger of further breakdown. Her past medical history included left hemiparesis due to cerebral infarct, osteoarthritis, hypertension, shingles and low mood.



- Day 1 - The wound was assessed and the skin tear measured 7cm at the widest point. The dermis and the epidermis had been pulled apart. Distally the epidermal flap was lost, leaving a small area of dermal tissue exposed. The wound had no areas of necrosis or slough, moderate levels of exudate, and no sign of infection. Additionally the flap was also viable.
- Day 11 - The wound continued to show improvement following the use of ActivHeal® Non-Adhesive Foam. Proximal wound margins were now apposed. No signs of maceration or breakdown of surrounding skin. The wound area had reduced in size and contained both granulation tissue and epithelial tissue.
- Day 31 - The wound showed a good level of healing and, as a result, the patient was discharged from the unit back into the community. The District Nurses were requested to moisturise both legs, then continue with ActivHeal® Non-Adhesive Foam, held in place with a tubular bandage to protect the delicate, newly healed tissue and prevent tissue breakdown.

## INDICATIONS

ActivHeal® Foam Non-Adhesive is indicated for moderate to heavily exuding wounds:

- Pressure ulcers
- Venous Leg ulcers
- Diabetic ulcers
- Post operative surgical wounds
- Superficial and partial thickness burns
- Lacerations
- Abrasions
- Graft wounds and Donor sites
- Cavity wounds as a secondary dressing

### Moderate > Heavy Exudate



### Wound Types



## Advanced Medical Solutions Ltd

Premier Park, 33 Road One, Winsford Industrial Estate, Winsford, Cheshire CW7 3RT  
 T 08444 125 755 E [activheal@admedsol.com](mailto:activheal@admedsol.com) W [www.activheal.com](http://www.activheal.com)

